

# LIFT TABLE/SCISSORS MECHANISM COVERS | QUOTE REQUEST FORM

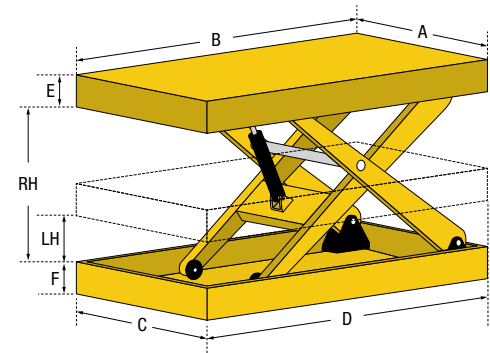
Date \_\_\_\_\_ Address \_\_\_\_\_  
 Company Name \_\_\_\_\_ City \_\_\_\_\_ State/Prov. \_\_\_\_\_  
 Contact \_\_\_\_\_ Country \_\_\_\_\_ Zip/Postal Code \_\_\_\_\_  
 Quantity \_\_\_\_\_ Telephone \_\_\_\_\_ Fax \_\_\_\_\_  
 Email \_\_\_\_\_

## 1. Application Information

Bellows For: ☐ New Cover Design ☐ Replace Existing Cover  
 Environment: ☐ Clean Room\* ☐ Antimicrobial Agents\* ☐ Sparks ☐ Grease ☐ Washdown\*  
☐ Fire Retardant\* ☐ Dust Cover ☐ Other \_\_\_\_\_  
 Movement: ☐ Lateral (Shear) Movement\* (please send sketch of movement) ☐ Tilt (please specify degree of tilt: \_\_\_\_\_ )

## 2. Lift Table Dimensions

Dimensions specified in: in mm  
 (A) Table Width: \_\_\_\_\_ (E) Table Height: \_\_\_\_\_  
 (B) Table Length: \_\_\_\_\_ (F) Base Height: \_\_\_\_\_  
 (C) Base Width: \_\_\_\_\_ (RH) Raised Height: \_\_\_\_\_  
 (D) Base Length: \_\_\_\_\_ (LH) Lowered Height: \_\_\_\_\_



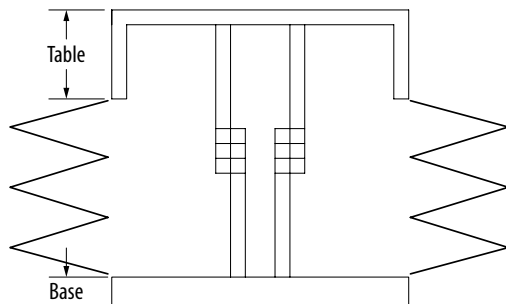
## 3. Cover Venting and Options (Please check options desired)

☐ Venting\* For venting considerations, provide maximum lift speed: \_\_\_\_\_ (inches/second)  
☐ Maintenance Straps ☐ Zipper (for quick installation – a zipper is standard on Liftgard covers)

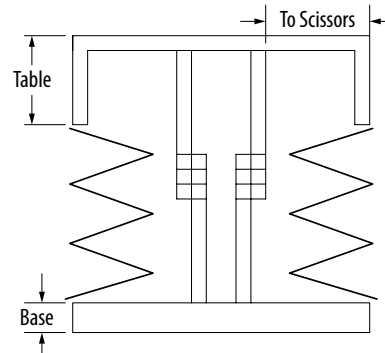
\*Vents are required if base and table mounts do not allow for air exhaust. Liftgard covers already incorporate a venting system. Depending on speed, additional venting may be required.

## 4. Cover Location (Bellows Orientation) (Please select one)

☐ Outside Cover Location (proceed to "Outside Cover Mount" on next page) ☐ Inside Cover Location (proceed to "Inside Cover Mount" on next page) ☐ Other Cover Location (contact Ferndale Safety)



Are there any clearance issues on any side of the lift table? ☐ No ☐ Yes (provide sketch)



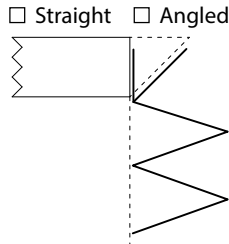
Shortest distance between scissors mechanism and outside edge of table top: \_\_\_\_\_ (required)

# LIFT TABLE/SCISSORS MECHANISM COVERS | QUOTE REQUEST FORM

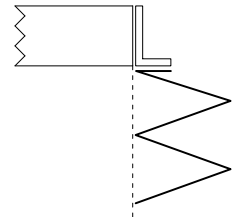
**5. Outside Cover Mount** – Select mounting type (collar or flange), then a mounting option.

## – MOUNTING TO TABLE TOP –

- ☐ **Collar Mount**  
(specify “straight” or “angled”)
- ☐ Reinforced\* with PVC Strips (default)
- ☐ Reinforced\* with Metal Strips  
(specify type) \_\_\_\_\_
- ☐ Hook & Loop Fastener
- ☐ Other (specify) \_\_\_\_\_

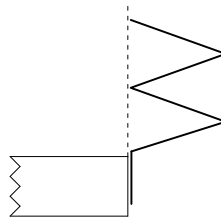


- ☐ **Flange Mount**
- ☐ Reinforced\* with PVC Strips (default)
- ☐ Reinforced\* with Metal Strips  
(specify type) \_\_\_\_\_
- ☐ Hook & Loop Fastener
- ☐ Other (specify) \_\_\_\_\_

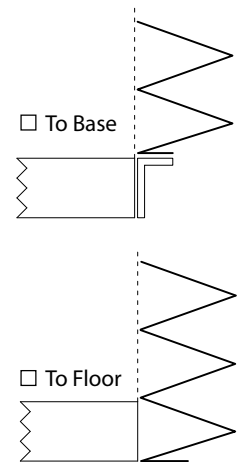


## – MOUNTING TO BASE/FLOOR (OPTIONAL) –

- ☐ **Collar Mount**
- ☐ Fabric Pocket/Loop
- ☐ Fabric Pocket/Loop with Rod
- ☐ Reinforced\* with PVC Strips (default)
- ☐ Reinforced\* with Metal Strips  
(specify type) \_\_\_\_\_
- ☐ Hook & Loop Fastener



- ☐ **Flange Mount**  
(specify “to base” or “to floor”)
- ☐ Fabric Pocket/Loop
- ☐ Fabric Pocket/Loop with Rod
- ☐ Reinforced\* with PVC Strips (default)
- ☐ Reinforced\* with Metal Strips  
(specify type) \_\_\_\_\_
- ☐ Hook & Loop Fastener

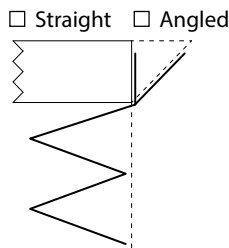


\*Reinforced strips shipped without mounting holes unless dwg. received.

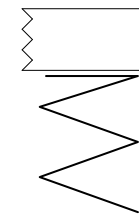
**6. Inside Cover Mount** – Select mounting type (collar or flange), then a mounting option.

## – MOUNTING TO TABLE TOP –

- ☐ **Collar Mount**  
(specify “straight” or “angled”)
- ☐ Reinforced\* with PVC Strips (default)
- ☐ Reinforced\* with Metal Strips  
(specify type) \_\_\_\_\_
- ☐ Hook & Loop Fastener
- ☐ Other (specify) \_\_\_\_\_

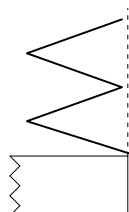


- ☐ **Flange Mount**
- ☐ Reinforced\* with PVC Strips (default)
- ☐ Reinforced\* with Metal Strips  
(specify type) \_\_\_\_\_
- ☐ Hook & Loop Fastener
- ☐ Other (specify) \_\_\_\_\_

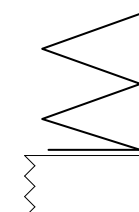


## – MOUNTING TO BASE (OPTIONAL) –

- ☐ **Collar Mount**
- ☐ Fabric Pocket/Loop
- ☐ Fabric Pocket/Loop with Rod
- ☐ Reinforced\* with PVC Strips (default)
- ☐ Reinforced\* with Metal Strips  
(specify type) \_\_\_\_\_
- ☐ Hook & Loop Fastener



- ☐ **Flange Mount**
- ☐ Fabric Pocket/Loop
- ☐ Fabric Pocket/Loop with Rod
- ☐ Reinforced\* with PVC Strips (default)
- ☐ Reinforced\* with Metal Strips  
(specify type) \_\_\_\_\_
- ☐ Hook & Loop Fastener



\*Reinforced strips shipped without mounting holes unless dwg. received.